






Make a Valentine's Day Card!

1. Color in the shapes and words.
2. Cut them out.
3. Get another piece of construction paper, fold it in half to make a blank card
4. Glue the shape you've colored and cut in your own design on the blank card
5. Write a special message inside and share it with your friends and family

Happy Valentine's Day

I LOVE YOU


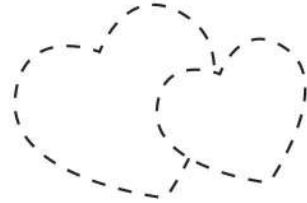


Cute[®]
Rascals





Happy Valentine's day



Cute[®]
Rascals

